

ภาคผนวก จ

เอกสารการสอบเทียบความถูกต้อง ของเครื่องมือตรวจวัดคุณภาพสิ่งแวดล้อม

เอกสาร

- ฉ-1 เอกสารสอบเทียบเครื่องมือตรวจวัดคุณภาพอากาศ
ฉ-2 เอกสารสอบเทียบเครื่องมือตรวจวัดระดับเสียง
ฉ-3 เอกสารสอบเทียบเครื่องมือตรวจวิเคราะห์คุณภาพน้ำ

ตารางสรุปรายการเอกสารการสอบเทียบความถูกต้องของเครื่องมือตรวจวัดคุณภาพสิ่งแวดล้อม

รายการตรวจวัด	เครื่องมือเก็บตัวอย่าง	เครื่องมือตรวจวิเคราะห์
	ชื่อเครื่องมือ	ชื่อเครื่องมือ
คุณภาพอากาศ		
- TSP	- High Volume Air Sampler No. B04, B32, B44	- Digital Balance
- PM-10	- High Volume Air PM-10 Sampler No. B12, B17, B22	- Digital Balance
- SO ₂	- Gas Sampler Box No. R06, B08, B09	- Spectrophotometer
- CO	- Rotameter No. L-5 - Personal Pump SKC	- CO Analyzer
- NO ₂	- NO ₂ Analyzer No. B08, R05, R11	- NO ₂ Analyzer No. B08, R05, R11
ระดับเสียง		
- Leq 24 hr, Leq 1 hr, Lmax, L ₁₀ , L ₅₀ , L ₉₀ , Ldn	- Acoustic Calibrator - Sound Level Meter ACO-No. B11, B19, B37	-
คุณภาพน้ำ		
- pH	-	- pH Meter
- Turbidity	-	- Turbidity Meter
- Total Suspended Solids	-	- Digital Balance
- Total Solids	-	- Digital Balance
- BOD ₅	-	- DO Meter
- Grease & Oil	-	- Digital Balance
- Total Coliform Bacteria	-	- Incubator
- Fecal Coliform Bacteria	-	- Incubator

เอกสาร ฉ-1

เอกสารสอบเทียบเครื่องมือตรวจวัดคุณภาพอากาศ



บริษัท เอส.พี.เอส. คอนซัลติ้ง เซอร์วิส จำกัด
S.P.S. CONSULTING SERVICE CO., LTD.
7 ซอยพหลโยธิน 24 ถนนพหลโยธิน แขวงจอมพล เขตจตุจักร กรุงเทพฯ 10900
7 Soi Phaholyothin 24, Phaholyothin Rd., Jompol, Chaluchak, Bangkok 10900
Tel : (662) 939-4370-72, Fax : (662) 513-4221, E-mail : sale@spscon.com, www.spscon.com

High Volume Air Sampler Calibration Report

Calibration Method : Multipoint Orifice Flow Transfer Standard

Model : TE 5025A

S/N : 3611

Calibration Data

High Volume Air Sampler Data		Calibration Data		
Recorder No.	Blower No.	Date	Actual Flowrate (ft ³ /min)	R ²
B01	B01	01/11/2022	$y = 1.277x - 6.403$	0.999
B02	B02	03/11/2022	$y = 1.083x + 3.505$	0.995
B03	B03	03/11/2022	$y = 1.143x - 1.010$	0.996
B04	B04	04/11/2022	$y = 1.206x - 3.858$	0.995
B05	B05	01/11/2022	$y = 1.317x - 8.733$	0.997
B06	B06	01/11/2022	$y = 1.268x - 5.920$	0.998
B07	B07	01/11/2022	$y = 1.228x - 6.265$	0.998
B08	B08	08/11/2022	$y = 1.160x - 3.496$	0.995
B09	B09	03/11/2022	$y = 1.245x - 5.341$	0.997
B10	B10	01/11/2022	$y = 1.097x + 1.837$	0.997
B11	B11	07/11/2022	$y = 1.153x - 2.164$	0.998
B12	B12	04/11/2022	$y = 1.201x - 3.884$	0.998
B13	B13	01/11/2022	$y = 1.266x - 6.916$	0.995
B14	B14	02/11/2022	$y = 1.269x - 6.120$	0.999
B15	B15	02/11/2022	$y = 1.149x - 1.829$	0.997
B16	B16	02/11/2022	$y = 1.212x - 4.259$	0.999
B17	B17	04/11/2022	$y = 1.172x - 2.143$	0.997
B18	B18	04/11/2022	$y = 1.321x - 9.418$	0.996
B19	B19	02/11/2022	$y = 1.356x - 11.184$	0.997
B20	B20	04/11/2022	$y = 1.310x - 8.682$	0.997
B21	B21	03/11/2022	$y = 1.156x - 2.174$	0.999
B22	B22	02/11/2022	$y = 1.288x - 8.740$	0.998
B23	B23	04/11/2022	$y = 1.247x - 5.764$	0.996
B24	B24	01/11/2022	$y = 1.161x - 2.123$	0.999
B25	B25	02/11/2022	$y = 1.025x + 3.341$	0.997
B26	B26	02/11/2022	$y = 1.234x - 6.128$	0.995
B27	B27	03/11/2022	$y = 1.220x - 5.822$	0.997
B28	B28	02/11/2022	$y = 1.253x - 6.605$	0.999
B29	B29	08/11/2022	$y = 1.311x - 8.876$	0.997
B30	B30	07/11/2022	$y = 1.264x - 7.252$	0.998
B31	B31	07/11/2022	$y = 1.215x - 4.628$	0.995
B32	B32	03/11/2022	$y = 1.258x - 6.433$	0.997
B33	B33	03/11/2022	$y = 1.329x - 7.779$	0.995
B34	B34	03/11/2022	$y = 1.267x - 7.491$	0.998

Calibrated by :

Approved by :



บริษัท เอส.พี.เอส. คอนซัลติ้ง เซอร์วิส จำกัด
S.P.S. CONSULTING SERVICE CO., LTD.
7 ซอยพหลโยธิน 24 ถนนพหลโยธิน แขวงจอมพล เขตจตุจักร กรุงเทพฯ 10900
7 Soi Phaholyothin 24, Phaholyothin Rd., Jompol, Chatuchak, Bangkok 10900
Tel : (662) 939-4370-72, Fax : (662) 513-4221, E-mail : sale@spscon.com, www.spscon.com

High Volume Air Sampler Calibration Report

Calibration Method : Multipoint Orifice Flow Transfer Standard

Model : TE 5025A

S/N : 3611

Calibration Data

High Volume Air Sampler Data		Calibration Data		
Recorder No.	Blower No.	Date	Actual Flowrate (ft ³ /min)	R ²
B35	B35	03/11/2022	$y = 1.306x - 9.466$	0.997
B36	B36	02/11/2022	$y = 1.213x - 5.932$	0.996
B37	B37	01/11/2022	$y = 1.253x - 5.209$	0.999
B38	B38	01/11/2022	$y = 1.228x - 5.530$	0.995
B39	B39	01/11/2022	$y = 1.319x - 9.149$	0.998
B40	B40	01/11/2022	$y = 1.196x - 4.045$	0.999
B41	B41	07/11/2022	$y = 1.179x - 2.611$	0.999
B42	B42	01/11/2022	$y = 1.209x - 3.713$	0.995
B43	B43	02/11/2022	$y = 1.187x - 3.331$	0.998
B44	B44	07/11/2022	$y = 1.298x - 8.171$	0.996
R01	R01	02/11/2022	$y = 1.289x - 8.287$	0.998
R02	R02	07/11/2022	$y = 1.307x - 10.165$	0.999
R03	R03	03/11/2022	$y = 1.259x - 7.634$	0.995
R04	R04	04/11/2022	$y = 1.157x - 2.287$	0.995
R05	R05	03/11/2022	$y = 1.273x - 8.311$	0.999
R06	R06	01/11/2022	$y = 1.297x - 8.271$	0.999
R07	R07	02/11/2022	$y = 1.071x + 1.468$	0.995
R08	R08	01/11/2022	$y = 1.206x - 5.068$	0.997
R09	R09	01/11/2022	$y = 1.252x - 7.084$	0.995
R10	R10	03/11/2022	$y = 1.246x - 5.817$	0.999
R11	R11	03/11/2022	$y = 1.117x - 1.156$	0.998
R12	R12	02/11/2022	$y = 1.351x - 12.068$	0.996
R13	R13	03/11/2022	$y = 1.118x - 0.601$	0.999
R14	R14	03/11/2022	$y = 1.164x - 2.415$	0.996
R15	R15	03/11/2022	$y = 1.134x - 1.793$	0.998
R16	R16	04/11/2022	$y = 1.182x - 4.717$	0.996
R17	R17	07/11/2022	$y = 1.218x - 5.356$	0.998
R18	R18	04/11/2022	$y = 1.233x - 5.977$	0.996
R19	R19	07/11/2022	$y = 1.277x - 7.752$	0.997
R20	R20	04/11/2022	$y = 1.327x - 10.628$	0.997

Calibrated by :

Approved by :



บริษัท เอส.พี.เอส. คอนซัลติ้ง เซอร์วิส จำกัด
S.P.S. CONSULTING SERVICE CO., LTD.
7 ซอยพหลโยธิน 24 ถนนพหลโยธิน แขวงจอมพล เขตจตุจักร กรุงเทพฯ 10900
7 Soi Phaholyothin 24, Phaholyothin Rd., Jompol, Chatuchak, Bangkok 10900
Tel : (662) 939-4370-72, Fax : (662) 513-4221, E-mail : sale@spscon.com., www.spscon.com

High Volume PM-10 Air Sampler Calibration Report

Calibration Method : Multipoint Orifice Flow Transfer Standard

Model : TE 5025A

S/N : 3611

Calibration Data

High Volume PM-10 Data		Calibration Data		
Recorder No.	Blower No.	Date	Actual Flowrate (ft ³ /min)	R ²
B01	B01	02/11/2022	$y = 1.206x - 0.557$	0.998
B02	B02	02/11/2022	$y = 1.024x + 3.762$	0.999
B03	B03	02/11/2022	$y = 1.243x - 4.455$	0.998
B04	B04	03/11/2022	$y = 1.293x - 7.303$	0.997
B05	B05	03/11/2022	$y = 1.252x - 5.903$	0.999
B06	B06	04/11/2022	$y = 1.313x - 7.710$	0.997
B07	B07	02/11/2022	$y = 1.290x - 6.671$	0.999
B08	B08	04/11/2022	$y = 1.330x - 6.996$	0.999
B09	B09	04/11/2022	$y = 1.280x - 6.331$	0.995
B10	B10	02/11/2022	$y = 1.298x - 8.225$	0.997
B11	B11	04/11/2022	$y = 1.273x - 5.540$	0.995
B12	B12	04/11/2022	$y = 1.282x - 7.018$	0.996
B13	B13	01/11/2022	$y = 1.320x - 9.281$	0.998
B14	B14	02/11/2022	$y = 1.230x - 3.665$	0.998
B15	B15	02/11/2022	$y = 1.166x - 2.184$	0.997
B16	B16	01/11/2022	$y = 1.260x - 2.121$	0.998
B17	B17	04/11/2022	$y = 1.277x - 4.847$	0.998
B18	B18	01/11/2022	$y = 1.165x - 1.164$	0.999
B19	B19	02/11/2022	$y = 1.094x + 1.145$	0.999
B20	B20	02/11/2022	$y = 1.221x - 5.301$	0.997
B21	B21	01/11/2022	$y = 1.176x - 0.519$	0.999
B22	B22	02/11/2022	$y = 1.286x - 7.131$	0.998
B23	B23	03/11/2022	$y = 1.181x - 2.246$	0.999
B24	B24	03/11/2022	$y = 1.253x - 5.274$	0.995
B25	B25	04/11/2022	$y = 1.159x - 3.062$	0.996
B26	B26	03/11/2022	$y = 1.264x - 6.317$	0.998
B27	B27	03/11/2022	$y = 1.332x - 10.385$	0.996
B28	B28	03/11/2022	$y = 1.165x - 2.689$	0.998
B29	B29	03/11/2022	$y = 1.271x - 7.065$	0.996
B30	B30	01/11/2022	$y = 1.274x - 7.435$	0.996
B31	B31	01/11/2022	$y = 1.244x - 3.676$	0.999
B32	B32	01/11/2022	$y = 1.186x - 1.847$	0.999
B33	B33	04/11/2022	$y = 1.268x - 6.742$	0.996
B34	B34	01/11/2022	$y = 1.321x - 5.654$	0.998

Calibrated by :

(Signature)

Approved by :

(Signature)



บริษัท เอส.พี.เอส. คอนซัลติ้ง เซอร์วิส จำกัด
S.P.S. CONSULTING SERVICE CO., LTD.
7 ซอยพหลโยธิน 24 ถนนพหลโยธิน แขวงจอมพล เขตจตุจักร กรุงเทพฯ 10900
7 Soi Phaholyothin 24, Phaholyothin Rd., Jompol, Chatuchak, Bangkok 10900
Tel : (662) 939-4370-72, Fax : (662) 513-4221, E-mail : sale@spscon.com.. www.spscon.com

Gas Sampler Box Calibration Report

Calibration Method : Dry Cal Primary Flowmeter

Model : Dry Cal DCL-ML

S/N : 136164

Calibration Data

Gas Sampler Data		Calibration Data					
No.	Rotameter	Date	Setting (Constant Flow) (ml/min)	Actual Flow Rate (ml/min)			
				Sampling Line A		Sampling Line B	
				Normal Condition	Standard Condition	Normal Condition	Standard Condition
B01	2 (A&B)	01/09/2022	200	200.6	199.2	200.4	199.0
B02	2 (A&B)	01/09/2022	200	200.4	199.0	200.5	199.0
B03	2 (A&B)	02/09/2022	200	200.6	199.2	200.6	199.1
B04	2 (A&B)	01/09/2022	200	200.4	199.0	200.4	199.0
B05	2 (A&B)	01/09/2022	200	200.5	199.1	200.6	199.1
B06	2 (A&B)	05/09/2022	200	200.4	199.0	200.5	199.1
B07	2 (A&B)	01/09/2022	200	200.6	199.1	200.5	199.0
B08	2 (A&B)	05/09/2022	200	200.4	199.0	200.4	199.0
B09	2 (A&B)	02/09/2022	200	200.5	199.0	200.6	199.2
B10	2 (A&B)	01/09/2022	200	200.6	199.1	200.5	199.0
B11	2 (A&B)	05/09/2022	200	200.6	199.1	200.7	199.3
B12	2 (A&B)	01/09/2022	200	200.5	199.0	200.5	199.0
B13	2 (A&B)	05/09/2022	200	200.4	199.0	200.7	199.2
B14	2 (A&B)	01/09/2022	200	200.6	199.1	200.6	199.2
B15	2 (A&B)	02/09/2022	200	200.4	199.0	200.5	199.0
B16	2 (A&B)	02/09/2022	200	200.6	199.1	200.5	199.1
B17	2 (A&B)	01/09/2022	200	200.5	199.0	200.6	199.1

Calibrated by :

(Mr. Adul Dangkhom)

Approved by :

(Mr. Adul Dangkhom)



บริษัท เอส.พี.เอส. คอนซัลติ้ง เซอร์วิส จำกัด
S.P.S. CONSULTING SERVICE CO., LTD.
7 ซอยพหลโยธิน 24 ถนนพหลโยธิน แขวงจอมพล เขตจตุจักร กรุงเทพฯ 10900
7 Soi Phaholyothin 24, Phaholyothin Rd., Jompol, Chatuchak, Bangkok 10900
Tel : (662) 939-4370-72, Fax : (662) 513-4221, E-mail : sale@spscn.com, www.spscn.com

Rotameter Calibration Report (For Personal Pump Low Flow Adjust)

Calibration Method : Dry Cal Primary Flowmeter

Model : Defender 510-H

S/N : 136164

Calibration Data											
Rotameter Data			Date	Flow Rate (ml/min)						Value From Calibration Curve	
No.	Brand	Model		Flow Rate (Reading)			Actual (Q std.)				
				1	2	3	1	2	3	y	R ²
				L-B01	Dwyer	VFA-21	05/10/2022	50	100	200	50.7
L-B02	Dwyer	VFA-21	04/10/2022	50	100	200	49.8	99.4	198.3	1.012x - 2.104	1.000
L-B03	Dwyer	VFA-21	04/10/2022	50	100	200	50.8	99.2	198.3	1.009x - 1.844	0.999
L-B04	Dwyer	VFA-21	04/10/2022	50	100	200	49.9	101.6	201.1	0.996x + 1.334	1.000
L-B05	Dwyer	VFA-21	04/10/2022	50	100	200	50.1	98.5	200.8	0.992x + 0.311	1.000
L-B06	Dwyer	VFA-21	04/10/2022	50	100	200	50.3	100.5	203.4	1.009x + 0.376	1.000
L-B07	Dwyer	VFA-21	04/10/2022	50	100	200	49.4	100.8	199.7	1.005x - 1.24	0.999
L-B08	Dwyer	VFA-21	04/10/2022	50	100	200	49.8	101.3	198.1	0.998x - 0.116	1.000
L-B09	Dwyer	VFA-21	06/10/2022	50	100	200	49.6	99.2	200.7	1.013x - 1.491	1.000
L-B10	Dwyer	VFA-21	06/10/2022	50	100	200	50.6	100.2	202.8	0.993x + 2011	1.000

Calibrated by :

Approved by :



บริษัท เอส.พี.เอส. คอนซัลติ้ง เซอร์วิส จำกัด
S.P.S. CONSULTING SERVICE CO., LTD.
7 ซอยพหลโยธิน 24 ถนนพหลโยธิน แขวงจอมพล เขตจตุจักร กรุงเทพฯ 10900
7 Soi Phaholyothin 24, Phaholyothin Rd., Jompol, Chatuchak, Bangkok 10900
Tel : (662) 939-4370-72, Fax : (662) 513-4221, E-mail : sale@spscon.com, www.spscon.com

Rotameter Calibration Report (For Personal Pump Low Flow Adjust)

Calibration Method : Dry Cal Primary Flowmeter

Model : Defender 510-H

S/N : 136164

Calibration Data

Rotameter Data			Calibration Data								
No.	Brand	Model	Date	Flow Rate (ml/min)						Value From Calibration Curve	
				Flow Rate (Reading)			Actual (Q std.)				
				1	2	3	1	2	3	y	R²
L-R01	Dwyer	VFA-21	04/10/2022	50	100	200	50.2	101.0	203.9	0.987x + 2.546	1.000
L-R02	Dwyer	VFA-21	05/10/2022	50	100	200	50.1	101.3	200.5	1.007x – 0.870	0.999
L-R03	Dwyer	VFA-21	06/10/2022	50	100	200	50.1	99.8	202.3	1.017x – 1.042	1.000
L-R04	Dwyer	VFA-21	06/10/2022	50	100	200	50.2	100.9	201.0	1.008x – 1.004	0.999
L-R05	Dwyer	VFA-21	05/10/2022	50	100	200	50.2	100.8	203.0	0.990x + 1.973	1.000
L-R06	Dwyer	VFA-21	04/10/2022	50	100	200	50.2	99.1	201.5	1.004x – 0.364	1.000

Calibrated by :

Approved by :



บริษัท เอส.พี.เอส. คอนซัลติ้ง เซอร์วิส จำกัด
S.P.S. CONSULTING SERVICE CO., LTD.
7 ซอยพหลโยธิน 24 ถนนพหลโยธิน แขวงจอมพล เขตจตุจักร กรุงเทพฯ 10900
7 Soi Phaholyothin 24, Phaholyothin Rd., Jompol, Chatuchak, Bangkok 10900
Tel : (662) 939-4370-72. Fax : (662) 513-4221, E-mail : sale@spscon.com.. www.spscon.com

Personal Pump Calibration Report

Calibration Method : Dry Cal Primary Flowmeter

Model : Defender 510-H

S/N : 136164

Environmental Conditions

Temperature : 25 \pm 3 $^{\circ}$ C
Pressure : 1010 \pm 15 mmbar

Personal Pump Data				Calibration Data								
No.	Brand	Model	Serial No.	Date	Flow Rate (ml/min)						Value From Calibration Curve	
					Setting			Actual (Q std.)				
					1	2	3	1	2	3	y	R²
B01	SKC	224-PCXR4	262101	06/10/2022	1,000	1,500	2,000	994	1,497	1,998	1.001x - 3.789	1.000
B02	SKC	224-PCXR4	626166	03/10/2022	1,000	1,500	2,000	1,002	1,505	2,001	1.009x - 19.707	0.999
B03	SKC	224-PCXR4	612968	03/10/2022	1,000	1,500	2,000	996	1,494	2,001	1.006x - 12.308	1.000
B04	SKC	224-PCXR4	602804	03/10/2022	1,000	1,500	2,000	1,000	1,502	2,000	1.004x - 5.919	1.000
B05	SKC	224-PCXR4	612693	06/10/2022	1,000	1,500	2,000	1,003	1,499	2,003	1.012x - 22.622	0.999
B06	SKC	224-PCXR4	262188	06/10/2022	1,000	1,500	2,000	995	1,507	1,999	1.005x - 11.738	1.000
B07	SKC	224-PCXR4	626262	04/10/2022	1,000	1,500	2,000	998	1,492	1,995	0.993x + 6.405	1.000
B08	SKC	224-PCXR4	626100	04/10/2022	1,000	1,500	2,000	1,002	1,499	2,003	1.013x - 24.18	0.999
B09	SKC	224-PCXR4	626479	06/10/2022	1,000	1,500	2,000	996	1,490	1,994	0.994x + 1.675	1.000
B10	SKC	224-PCXR4	091950	03/10/2022	1,000	1,500	2,000	993	1,503	2,001	1.017x - 34.588	0.999
B11	SKC	224-PCXR8	564315	06/10/2022	1,000	1,500	2,000	994	1,490	2,003	1.007x - 14.438	1.000
B12	SKC	224-PCXR4	034656	03/10/2022	1,000	1,500	2,000	1,003	1,503	2,003	1.010x - 19.005	0.999
B13	SKC	224-PCXR4	602073	03/10/2022	1,000	1,500	2,000	995	1,500	1,993	0.997x + 2.708	1.000
B14	SKC	224-PCXR4	626313	03/10/2022	1,000	1,500	2,000	998	1,491	1,988	0.992x + 6.007	1.000
B15	SKC	224-PCXR4	626474	03/10/2022	1,000	1,500	2,000	1,003	1,502	2,005	1.003x - 10.123	0.999
B16	SKC	224-PCXR4	626477	03/10/2022	1,000	1,500	2,000	993	1,504	2,001	1.015x - 31.624	0.999
B17	SKC	224-PCXR4	626860	03/10/2022	1,000	1,500	2,000	997	1,494	1,991	0.997x - 0.239	1.000
B18	SKC	224-PCXR4	691484	03/10/2022	1,000	1,500	2,000	1,003	1,500	2,001	1.008x - 16.073	0.999
B19	SKC	224-PCXR4	691599	03/10/2022	1,000	1,500	2,000	993	1,503	2,000	1.005x - 8.623	1.000
B20	SKC	224-PCXR4	691587	03/10/2022	1,000	1,500	2,000	991	1,504	1,999	1.016x - 33.631	0.999
B21	SKC	224-PCXR4	691531	06/10/2022	1,000	1,500	2,000	993	1,500	1,994	1.001x - 6.669	1.000
B22	SKC	224-PCXR4	691654	04/10/2022	1,000	1,500	2,000	1,003	1,501	2,003	1.011x - 20.429	0.999
B23	SKC	224-PCXR4	798393	04/10/2022	1,000	1,500	2,000	993	1,505	2,002	1.018x - 34.843	0.999
B24	SKC	224-PCXR4	626363	06/10/2022	1,000	1,500	2,000	999	1,502	2,000	1.012x - 23.225	0.999
B25	SKC	224-PCXR4	798489	06/10/2022	1,000	1,500	2,000	1,001	1,512	2,001	0.998x + 5.049	1.000
B26	SKC	224-PCXR4	798479	06/10/2022	1,000	1,500	2,000	999	1,499	1,993	0.996x + 2.892	1.000
B27	SKC	224-PCXR4	691673	06/10/2022	1,000	1,500	2,000	994	1,503	1,999	1.011x - 22.778	0.999
B28	SKC	224-PCXR4	691570	04/10/2022	1,000	1,500	2,000	1,001	1,500	2,002	1.007x - 13.301	1.000
B29	SKC	224-PCXR4	626472	06/10/2022	1,000	1,500	2,000	1,000	1,496	1,998	1.002x - 5.261	1.000
B30	SKC	224-PCXR4	691489	03/10/2022	1,000	1,500	2,000	1,007	1,500	2,004	1.010x - 18.482	0.999
B31	SKC	224-PCXR4	691509	03/10/2022	1,000	1,500	2,000	993	1,497	1,998	1.004x - 8.882	1.000
B32	SKC	224-PCXR4	091567	03/10/2022	1,000	1,500	2,000	992	1,504	2,001	1.007x - 15.930	1.000
B33	SKC	224-PCXR4	091756	06/10/2022	1,000	1,500	2,000	994	1,496	1,991	0.996x + 0.714	1.000
B34	SKC	224-PCXR4	612962	03/10/2022	1,000	1,500	2,000	1,002	1,501	2,001	1.009x - 17.944	0.999
B35	SKC	224-PCXR4	602682	03/10/2022	1,000	1,500	2,000	993	1,498	1,995	1.001x - 7.331	1.000
B36	SKC	224-PCXR4	626164	06/10/2022	1,000	1,500	2,000	999	1,495	1,999	1.000x - 4.866	1.000
B37	SKC	224-PCXR4	626256	06/10/2022	1,000	1,500	2,000	994	1,506	1,999	1.013x - 28.214	0.999
B38	SKC	224-PCXR4	626167	06/10/2022	1,000	1,500	2,000	997	1,496	1,996	1.002x - 6.342	1.000
B39	SKC	224-PCXR4	034637	06/10/2022	1,000	1,500	2,000	1,006	1,500	2,001	1.008x - 16.624	0.999
B40	SKC	224-PCXR4	798349	05/10/2022	1,000	1,500	2,000	994	1,505	1,998	1.014x - 29.642	0.999

Calibrated by :

Approved by :



บริษัท เอส.พี.เอส. คอนซัลติ้ง เซอร์วิส จำกัด
S.P.S. CONSULTING SERVICE CO., LTD.
7 ซอยพหลโยธิน 24 ถนนพหลโยธิน แขวงจอมพล เขตจตุจักร กรุงเทพฯ 10900
7 Soi Phaholyothin 24, Phaholyothin Rd., Jompol, Chaluchak, Bangkok 10900
Tel : (662) 939-4370-72. Fax : (662) 513-4221. E-mail : sale@spscon.com., www.spscon.com

Personal Pump Calibration Report

Calibration Method : Dry Cal Primary Flowmeter

Model : Defender 510-H

S/N : 136164

Environmental Conditions

Temperature : 25 \pm 3 $^{\circ}$ C
Pressure : 1010 \pm 15 mmbar

Personal Pump Data				Calibration Data								
No.	Brand	Model	Serial No.	Date	Flow Rate (ml/min)						Value From Calibration Curve	
					Setting			Actual (Q std.)				
					1	2	3	1	2	3	y	R ²
B41	SKC	224-PCXR4	612669	05/10/2022	1,000	1,500	2,000	998	1,496	1,990	0.994x + 3.271	1.000
B42	SKC	224-PCXR4	626041	06/10/2022	1,000	1,500	2,000	1,005	1,498	1,994	0.988x + 15.619	1.000
B43	SKC	224-PCXR4	034636	06/10/2022	1,000	1,500	2,000	999	1,501	1,992	0.991x + 10.565	1.000
B44	SKC	224-PCXR8	529341	06/10/2022	1,000	1,500	2,000	1,002	1,502	2,002	1.011x - 21.418	0.999
B45	SKC	224-PCXR8	529594	06/10/2022	1,000	1,500	2,000	998	1,498	1,989	0.993x + 5.959	1.000
B46	SKC	224-PCXR8	566743	06/10/2022	1,000	1,500	2,000	994	1,504	2,002	1.016x - 32.885	0.999
B47	SKC	224-PCXR8	566747	06/10/2022	1,000	1,500	2,000	1,002	1,500	2,004	1.013x - 24.960	0.999
B48	SKC	224-PCXR8	566753	03/10/2022	1,000	1,500	2,000	999	1,494	1,998	0.999x - 2.114	1.000
B49	SKC	224-PCXR8	566780	05/10/2022	1,000	1,500	2,000	1,003	1,502	2,003	1.012x - 22.706	0.999
B50	SKC	224-PCXR8	500400	06/10/2022	1,000	1,500	2,000	1,001	1,495	2,002	1.001x - 3.737	1.000
B51	SKC	224-PCXR8	500363	06/10/2022	1,000	1,500	2,000	995	1,504	1,999	1.011x - 25.590	0.999
B52	SKC	224-PCXR8	093186	03/10/2022	1,000	1,500	2,000	995	1,496	1,994	0.997x - 1.161	1.000
B53	SKC	224-PCXR8	707670	03/10/2022	1,000	1,500	2,000	1,002	1,500	2,002	1.010x - 20.668	0.999
B54	SKC	224-PCXR3	509821	03/10/2022	1,000	1,500	2,000	993	1,500	2,001	1.017x - 34.516	0.999
B55	SKC	224-PCXR3	510710	03/10/2022	1,000	1,500	2,000	999	1,494	1,994	0.995x + 2.521	1.000
B56	SKC	224-PCXR3	511450	03/10/2022	1,000	1,500	2,000	1,002	1,500	2,001	1.004x - 7.562	1.000
B57	SKC	224-PCXR3	510798	06/10/2022	1,000	1,500	2,000	997	1,492	1,998	0.996x +1.109	1.000
B58	SKC	224-PCXR3	509852	06/10/2022	1,000	1,500	2,000	1,000	1,498	1,999	1.007x - 19.113	0.999
B59	SKC	224-PCXR3	509862	03/10/2022	1,000	1,500	2,000	996	1,503	1,994	0.997x + 2.955	1.000
B60	SKC	224-PCXR3	512655	03/10/2022	1,000	1,500	2,000	1,005	1,500	2,003	1.010x - 19.862	0.999
B61	SKC	224-PCXR3	503915	04/10/2022	1,000	1,500	2,000	994	1,489	1,998	1.004x - 11.786	1.000
B62	SKC	224-PCXR3	505975	03/10/2022	1,000	1,500	2,000	999	1,494	1,996	0.997x - 0.064	1.000
B63	SKC	224-PCXR3	511432	03/10/2022	1,000	1,500	2,000	991	1,501	1,999	1.017x - 35.461	0.999
B64	SKC	224-PCXR3	508302	03/10/2022	1,000	1,500	2,000	997	1,492	1,989	0.992x + 6.266	1.000
B65	SKC	224-PCXR3	508310	06/10/2022	1,000	1,500	2,000	1,002	1,500	2,003	1.011x - 21.992	0.999
B66	SKC	224-PCXR3	509861	06/10/2022	1,000	1,500	2,000	1,002	1,491	1,991	0.988x + 13.904	1.000
B67	SKC	224-PCXR3	506295	06/10/2022	1,000	1,500	2,000	993	1,508	2,004	1.017x - 32.785	0.999
B68	SKC	224-PCXR3	505872	05/10/2022	1,000	1,500	2,000	1,002	1,491	1,997	0.994x + 5.237	1.000
B69	SKC	224-PCXR3	508375	05/10/2022	1,000	1,500	2,000	1,001	1,499	2,000	1.010x - 21.330	0.999
B70	SKC	224-PCXR3	510623	05/10/2022	1,000	1,500	2,000	992	1,503	1,997	1.002x - 6.054	1.000
B71	SKC	224-PCXR3	508367	05/10/2022	1,000	1,500	2,000	990	1,506	2,002	1.018x - 37.025	0.999
B72	SKC	224-PCXR3	505977	05/10/2022	1,000	1,500	2,000	1,001	1,498	1,993	0.993x + 5.731	1.000
B73	SKC	224-PCXR3	512606	05/10/2022	1,000	1,500	2,000	1,001	1,501	2,005	1.014x - 24.397	0.999
B74	SKC	224-PCXR3	505993	05/10/2022	1,000	1,500	2,000	996	1,495	1,994	0.999x - 4.284	1.000
B75	SKC	224-PCXR3	509820	05/10/2022	1,000	1,500	2,000	996	1,498	1,990	0.995x + 2.987	1.000
B76	SKC	224-PCXR3	509811	03/10/2022	1,000	1,500	2,000	993	1,498	1,998	1.006x - 14.003	1.000
B77	SKC	224-PCXR3	508301	06/10/2022	1,000	1,500	2,000	1,000	1,501	2,003	1.014x - 25.845	0.999
B78	SKC	224-PCXR3	510677	06/10/2022	1,000	1,500	2,000	996	1,503	1,999	1.012x - 27.321	0.999
B79	SKC	224-PCXR3	510920	06/10/2022	1,000	1,500	2,000	994	1,493	1,994	0.999x - 3.905	1.000

Calibrated by :

Approved by :



บริษัท เอส.พี.เอส. คอนซัลติ้ง เซอร์วิส จำกัด
S.P.S. CONSULTING SERVICE CO., LTD.
7 ซอยพหลโยธิน 24 ถนนพหลโยธิน แขวงจอมพล เขตจตุจักร กรุงเทพฯ 10900
7 Soi Phaholyothin 24, Phaholyothin Rd., Jompol, Chatuchak, Bangkok 10900
Tel : (662) 939-4370-72, Fax : (662) 513-4221, E-mail : sale@spscon.com., www.spscon.com

Personal Pump Calibration Report

Calibration Method : Dry Cal Primary Flowmeter

Model : Defender 510-H

S/N : 136164

Environmental Conditions

Temperature : 25 \pm 3 $^{\circ}$ C
Pressure : 1010 \pm 15 mmbar

Personal Pump Data				Calibration Data								
No.	Brand	Model	Serial No.	Date	Flow Rate (ml/min)						Value From Calibration Curve	
					Setting			Actual (Q std.)				
					1	2	3	1	2	3	y	R ²
B80	SKC	224-PCXR3	504569	06/10/2022	1,000	1,500	2,000	1,003	1,499	2,002	1.011x - 22.072	0.999
B81	SKC	224-PCXR3	503480	06/10/2022	1,000	1,500	2,000	996	1,499	2,000	1.014x - 29.407	0.999
B82	SKC	224-PCXR3	505673	03/10/2022	1,000	1,500	2,000	994	1,498	1,996	1.001x - 4.866	1.000
B83	SKC	224-PCXR3	510785	03/10/2022	1,000	1,500	2,000	1,000	1,499	2,002	1.012x - 23.827	0.999
B84	SKC	224-PCXR3	508333	03/10/2022	1,000	1,500	2,000	997	1,495	1,991	0.996x - 1.819	1.000
B85	SKC	224-PCXR3	505757	03/10/2022	1,000	1,500	2,000	994	1,502	1,998	1.013x - 28.362	0.999
B86	SKC	224-PCXR3	512625	05/10/2022	1,000	1,500	2,000	1,003	1,503	2,004	1.012x - 22.064	0.999
B87	SKC	224-PCXR3	504324	05/10/2022	1,000	1,500	2,000	998	1,496	2,000	1.001x - 2.186	1.000
B88	SKC	224-PCXR3	508307	05/10/2022	1,000	1,500	2,000	997	1,498	1,994	0.997x + 1.093	1.000
B89	SKC	224-PCXR3	509860	05/10/2022	1,000	1,500	2,000	1,000	1,500	2,003	1.014x - 25.885	0.999
B90	SKC	224-PCXR3	508366	05/10/2022	1,000	1,500	2,000	992	1,503	1,999	1.015x - 31.616	0.999
B91	SKC	224-PCXR3	510919	05/10/2022	1,000	1,500	2,000	1,000	1,498	1,996	1.000x - 2.608	1.000
B92	SKC	224-PCXR3	510987	05/10/2022	1,000	1,500	2,000	1,002	1,501	2,003	1.013x - 24.030	0.999
B93	SKC	224-PCXR3	509845	05/10/2022	1,000	1,500	2,000	998	1,496	1,998	1.002x - 6.609	1.000
B94	SKC	224-PCXR8	A127871	03/10/2022	1,000	1,500	2,000	1,000	1,500	2,002	1.013x - 25.526	0.999
B95	SKC	224-PCXR8	A127921	03/10/2022	1,000	1,500	2,000	992	1,502	2,001	1.015x - 30.265	0.999
B96	SKC	224-PCXR8	A127942	03/10/2022	1,000	1,500	2,000	996	1,498	1,994	1.000x - 3.258	1.000
B97	SKC	224-PCXR8	A127955	03/10/2022	1,000	1,500	2,000	1,003	1,501	2,003	1.013x - 23.258	0.999
B98	SKC	224-PCXR8	A127956	03/10/2022	1,000	1,500	2,000	1,000	1,498	1,997	1.002x - 7.256	1.000

Calibrated by :

Approved by :



บริษัท เอส.พี.เอส. คอนซัลติ้ง เซอร์วิส จำกัด
S.P.S. CONSULTING SERVICE CO., LTD.
7 ซอยพหลโยธิน 24 ถนนพหลโยธิน แขวงจอมพล เขตจตุจักร กรุงเทพฯ 10900
7 Soi Phaholyothin 24, Phaholyothin Rd., Jompol, Chatuchak, Bangkok 10900
Tel : (662) 939-4370-72. Fax : (662) 513-4221. E-mail : sale@spscon.com.. www.spscon.com

Personal Pump Calibration Report

Calibration Method : Dry Cal Primary Flowmeter

Model : Defender 510-H

S/N : 136164

Environmental Conditions

Temperature : 25 \pm 3 $^{\circ}$ C
Pressure : 1010 \pm 15 mmbar

Personal Pump Data				Calibration Data								
No.	Brand	Model	Serial No.	Date	Flow Rate (ml/min)						Value From Calibration Curve	
					Setting			Actual (Q std.)				
					1	2	3	1	2	3	y	R²
R01	SKC	224-PCXR4	602467	06/10/2022	1,000	1,500	2,000	993	1,508	2,004	1.020x - 38.145	0.999
R02	SKC	224-PCXR4	626450	06/10/2022	1,000	2,000	3,000	998	1,499	1,990	0.989x + 12.189	1.000
R03	SKC	224-PCXR4	691592	03/10/2022	1,000	1,500	2,000	1,004	1,500	2,004	1.011x - 21.482	0.999
R04	SKC	224-PCXR4	691672	03/10/2022	1,000	1,500	2,000	996	1,493	1,994	0.997x - 0.766	1.000
R05	SKC	224-PCXR4	798470	06/10/2022	1,000	1,500	2,000	994	1,505	1,999	1.014x - 30.635	0.999
R06	SKC	224-PCXR4	798456	06/10/2022	1,000	1,500	2,000	994	1,498	1,994	1.002x - 7.000	1.000
R07	SKC	224-PCXR4	798480	06/10/2022	1,000	1,500	2,000	994	1,490	1,999	1.008x - 16.751	1.000
R08	SKC	224-PCXR4	883215	06/10/2022	1,000	1,500	2,000	1,001	1,501	2,005	1.014x - 26.148	0.999
R09	SKC	224-PCXR4	034650	06/10/2022	1,000	1,500	2,000	991	1,504	2,002	1.018x - 36.179	0.999
R10	SKC	224-PCXR4	091765	06/10/2022	1,000	1,500	2,000	996	1,512	1,994	1.000x + 0.140	1.000
R11	SKC	224-PCXR4	091763	06/10/2022	1,000	1,500	2,000	1,000	1,499	2,002	1.013x - 25.678	0.999
R12	SKC	224-PCXR4	091568	06/10/2022	1,000	1,500	2,000	997	1,501	1,999	1.001x - 5.065	1.000
R13	SKC	224-PCXR4	091638	06/10/2022	1,000	1,500	2,000	1,002	1,499	1,994	0.992x + 9.636	1.000
R14	SKC	224-PCXR4	091764	06/10/2022	1,000	1,500	2,000	994	1,502	1,999	1.014x - 30.053	0.999
R15	SKC	224-PCXR8	529457	06/10/2022	1,000	1,500	2,000	1,001	1,500	2,004	1.013x - 25.023	0.999
R16	SKC	224-PCXR8	529643	06/10/2022	1,000	1,500	2,000	998	1,497	1,994	0.998x - 1.017	1.000
R17	SKC	224-PCXR8	529645	06/10/2022	1,000	1,500	2,000	994	1,509	2,000	1.015x - 30.372	0.999
R18	SKC	224-PCXR8	566756	06/10/2022	1,000	1,500	2,000	991	1,498	1,998	1.001x - 6.880	1.000
R19	SKC	224-PCXR8	566802	06/10/2022	1,000	1,500	2,000	1,003	1,499	2,000	1.009x - 19.751	0.999
R20	SKC	224-PCXR8	529089	06/10/2022	1,000	1,500	2,000	990	1,501	2,003	1.020x - 40.195	0.999
R21	SKC	224-PCXR8	665728	06/10/2022	1,000	1,500	2,000	998	1,493	1,999	1.001x - 6.003	1.000
R22	SKC	224-PCXR8	707444	06/10/2022	1,000	1,500	2,000	1,002	1,500	2,002	1.011x - 21.733	0.999
R23	SKC	224-PCXR8	761067	06/10/2022	1,000	1,500	2,000	998	1,494	1,991	0.993x + 36535	1.000
R24	SKC	224-PCXR8	707893	06/10/2022	1,000	1,500	2,000	996	1,505	2,000	1.013x - 27.803	0.999
R25	SKC	224-PCXR8	761052	05/10/2022	1,000	1,500	2,000	998	1,499	1,993	0.993x + 6.713	1.000
R26	SKC	224-PCXR8	707956	05/10/2022	1,000	1,500	2,000	1,002	1,500	2,004	1.013x - 24.058	0.999
R27	SKC	224-PCXR8	707398	05/10/2022	1,000	1,500	2,000	996	1,503	2,001	1.006x - 15.683	1.000
R28	SKC	224-PCXR8	707481	05/10/2022	1,000	1,500	2,000	1,004	1,500	2,003	1.010x - 19.687	0.999
R29	SKC	224-PCXR8	707402	05/10/2022	1,000	1,500	2,000	1,005	1,493	1,991	0.988x + 14.366	1.000
R30	SKC	224-PCXR8	093811	05/10/2022	1,000	1,500	2,000	999	1,495	1,994	0.997x - 0.8069	1.000
R31	SKC	224-PCXR8	093183	06/10/2022	1,000	1,500	2,000	1,001	1,501	2,001	1.012x - 22.523	0.999
R32	SKC	224-PCXR8	671950	06/10/2022	1,000	1,500	2,000	1,000	1,498	1,994	0.994x + 8.041	1.000
R33	SKC	224-PCXR4	626254	06/10/2022	1,000	1,500	2,000	993	1,502	1,999	1.016x - 33.303	0.999
R34	SKC	224-PCXR4	626131	06/10/2022	1,000	1,500	2,000	1,002	1,498	2,004	1.013x - 24.453	0.999
R35	SKC	224-PCXR8	707460	06/10/2022	1,000	1,500	2,000	999	1,498	1,995	0.994x + 6.709	1.000
R36	SKC	224-PCXR8	707446	06/10/2022	1,000	1,500	2,000	1,003	1,499	2,001	1.009x - 19.432	0.999
R37	SKC	224-PCXR8	707432	06/10/2022	1,000	1,500	2,000	997	1,499	1,998	0.998x + 0.116	1.000
R38	SKC	224-PCXR8	707349	05/10/2022	1,000	1,500	2,000	996	1,500	2,002	1.015x - 31.640	0.999
R39	SKC	224-PCXR8	761095	05/10/2022	1,000	1,500	2,000	1,001	1,496	1,994	0.997x + 2.094	1.000

Calibrated by :

Approved by :



บริษัท เอส.พี.เอส. คอนซัลติ้ง เซอร์วิส จำกัด
S.P.S. CONSULTING SERVICE CO., LTD.
7 ซอยพหลโยธิน 24 ถนนพหลโยธิน แขวงจอมพล เขตจตุจักร กรุงเทพฯ 10900
7 Soi Phaholyothin 24, Phaholyothin Rd., Jompol, Chaluchak, Bangkok 10900
Tel : (662) 939-4370-72. Fax : (662) 513-4221. E-mail : sale@spscon.com. www.spscon.com

Personal Pump Calibration Report

Calibration Method : Dry Cal Primary Flowmeter

Model : Defender 510-H

S/N : 136164

Environmental Conditions

Temperature : 25 \pm 3 $^{\circ}$ C
Pressure : 1010 \pm 15 mmbar

Personal Pump Data				Calibration Data								
No.	Brand	Model	Serial No.	Date	Flow Rate (ml/min)						Value From Calibration Curve	
					Setting			Actual (Q std.)				
					1	2	3	1	2	3	y	R²
R40	SKC	224-PCXR4	612753	05/10/2022	1,000	1,500	2,000	1,001	1,501	2,003	1.012x - 23.763	0.999
R41	SKC	224-PCXR4	626140	05/10/2022	1,000	1,500	2,000	991	1,509	2,001	1.017x - 33.838	0.999
R42	SKC	224-PCXR4	626463	05/10/2022	1,000	1,500	2,000	995	1,493	1,999	1.003x - 6.593	1.000
R43	SKC	224-PCXR4	626129	05/10/2022	1,000	1,500	2,000	1,002	1,501	2,003	1.005x - 16.073	0.999
R44	SKC	224-PCXR4	602753	05/10/2022	1,000	1,500	2,000	1,002	1,496	1,993	0.996x + 1.571	1.000
R45	SKC	224-PCXR4	626137	05/10/2022	1,000	1,500	2,000	992	1,505	2,002	1.019x - 37.487	0.999

Calibrated by :

Approved by :



บริษัท เอส.พี.เอส. คอนซัลติ้ง เซอร์วิส จำกัด

S.P.S. CONSULTING SERVICE CO., LTD.

7 ซอยพหลโยธิน 24 ถนนพหลโยธิน แขวงจอมพล เขตจตุจักร กรุงเทพฯ 10900

7 Soi Phaholyothin 24, Phaholyothin Rd., Jompol, Chatuchak, Bangkok 10900

Tel : (662) 939-4370-72, Fax : (662) 513-4221, E-mail : sale@spscon.com, www.spscon.com

CALIBRATION REPORT						
CHEMILUMINESCENT NO / NO ₂ / NO _x ANALYZER						
DATE :	23 November 2022	BRAND :	API	MODEL :	200E	
NO.	NOX-B08	SERIAL NO.	4336			
Calibrator (Dilution System)						
Brand	: API			Model	: 700	
Last Cal. Date	: 04 August 2022			Serial No.	: 911	
Reference Standard Gas						
Standard Gas	: Nitric Oxide (NO)			Cylinder No.	: D636192	
Certified Date	: 20 April 2022	Expired Date	: 20 April 2024	Cylinder Conc.	: 49.1 ppm	
CALIBRATING CONDITION						
Pressure	1011	mmbar	Temp.	24.6	°C	
% RH						48
CALIBRATION SETTING						
Span	Initial Reading (Before Adj.),PPB			Final Reading (After Adj.),PPB		
Set Point	Expected Concentration	Analyzer Response	%Dif	Analyzer Response	Slope	
Zero	0	-0.11	-	0	-	
NO Span	400	399.9	-0.025	400.0	1.003	
NO _x Span	400	400.2	0.050	400.0	1.006	
API Model 200E NO _x Analyzer Check List						
Test Values	Observed Value	Units	Nominal Range			
RANGE	500	PPB	500 standard			
STABILITY (Zero Gas)	0.1	PPB	< 2 with zero air			
SAMPLE FLOW	505	cc/min	500 ± 50			
OZONE FLOW	78	cc/min	80 ± 15			
PMT	103.0	mV	-20 - 150			
AZERO	93.7	mV	-20 - 150			
HVPS	674	V	420 - 900 constant			
RCELL TEMP	50.3	°C	50 ± 1			
BOX TEMP	29.1	°C	8 - 48			
PMT TEMP	7.4	°C	7 ± 2			
MOLY TEMP	314.8	°C	315 ± 5			
RCELL PRESS	8.3	IN-Hg-A	2 - 10 constant			
SAMPLE PRESS	28.4	IN-Hg-A	25 - 30 constant			
NO Span Conc	400	PPB	20 - 20,000			
NO _x Span Conc	400	PPB	20 - 20,000			
NO Slope	1.003	-	1.0 ± 0.3			
NO _x Slope	1.006	-	1.0 ± 0.3			
NO Offset	1.2	mV	-20 to +150			
NO _x Offset	0.7	mV	-20 to 150			
Stability at Zero	0.1	PPB	< 0.2			
Stability at Span	0.2	PPB	< 2 ppb @ 400 ppb span gas			

Calibrated by :

[Signature]

Approved by :

[Signature]



บริษัท เอส.พี.เอส. คอนซัลติ้ง เซอร์วิส จำกัด
S.P.S. CONSULTING SERVICE CO., LTD.
7 ซอยพหลโยธิน 24 ถนนพหลโยธิน แขวงจอมพล เขตจตุจักร กรุงเทพฯ 10900
7 Soi Phaholyothin 24, Phaholyothin Rd., Jompol, Chatuchak, Bangkok 10900
Tel : (662) 939-4370-72, Fax : (662) 513-4221, E-mail : sale@spscon.com, www.spscon.com

CALIBRATION REPORT						
CHEMILUMINESCENT NO / NO ₂ / NO _x ANALYZER						
DATE :	23 November 2022	BRAND :	API	MODEL :	200E	
NO.	NOX-R05	SERIAL NO.	4413			
Calibrator (Dilution System)						
Brand	: API			Model	: 700	
Last Cal. Date	: 04 August 2022			Serial No.	: 911	
Reference Standard Gas						
Standard Gas	: Nitric Oxide (NO)			Cylinder No.	: D636192	
Certified Date	: 20 April 2022	Expired Date	: 20 April 2024	Cylinder Conc.	: 49.1 ppm	
CALIBRATING CONDITION						
Pressure	1011	mmbar	Temp.	24.6	°C	
% RH						48
CALIBRATION SETTING						
Span	Initial Reading (Before Adj.),PPB			Final Reading (After Adj.),PPB		
Set Point	Expected Concentration	Analyzer Response	%Dif	Analyzer Response	Slope	
Zero	0	-0.10	-	0	-	
NO Span	400	400.1	0.025	400.0	1.006	
NO _x Span	400	400.3	0.075	400.0	1.010	
API Model 200E NO _x Analyzer Check List						
Test Values	Observed Value	Units	Nominal Range			
RANGE	500	PPB	500 standard			
STABILITY (Zero Gas)	0.1	PPB	< 2 with zero air			
SAMPLE FLOW	504	cc/min	500 ± 50			
OZONE FLOW	78	cc/min	80 ± 15			
PMT	103.3	mV	-20 - 150			
AZERO	94.0	mV	-20 - 150			
HVPS	671	V	420 - 900 constant			
RCELL TEMP	50.0	°C	50 ± 1			
BOX TEMP	28.8	°C	8 - 48			
PMT TEMP	7.1	°C	7 ± 2			
MOLY TEMP	315.1	°C	315 ± 5			
RCELL PRESS	8.3	IN-Hg-A	2 - 10 constant			
SAMPLE PRESS	28.6	IN-Hg-A	25 - 30 constant			
NO Span Conc	400	PPB	20 - 20,000			
NO _x Span Conc	400	PPB	20 - 20,000			
NO Slope	1.006	-	1.0 ± 0.3			
NO _x Slope	1.010	-	1.0 ± 0.3			
NO Offset	1.5	mV	-20 to +150			
NO _x Offset	0.9	mV	-20 to 150			
Stability at Zero	0.1	PPB	< 0.2			
Stability at Span	0.2	PPB	< 2 ppb @ 400 ppb span gas			

Calibrated by :



Approved by :





บริษัท เอส.พี.เอส. คอนซัลติ้ง เซอร์วิส จำกัด

S.P.S. CONSULTING SERVICE CO., LTD.

7 ซอยพหลโยธิน 24 ถนนพหลโยธิน แขวงจอมพล เขตจตุจักร กรุงเทพฯ 10900

7 Soi Phaholyothin 24, Phaholyothin Rd., Jompol, Chatuchak, Bangkok 10900

Tel : (662) 939-4370-72, Fax : (662) 513-4221, E-mail : sale@spscon.com, www.spscon.com

CALIBRATION REPORT					
CHEMILUMINESCENT NO / NO ₂ / NO _x ANALYZER					
DATE :	23 November 2022	BRAND :	API	MODEL :	200E
NO.	NOX-R11	SERIAL NO.	2621		
Calibrator (Dilution System)					
Brand	: API			Model	: 700
Last Cal. Date	: 04 August 2022			Serial No.	: 911
Reference Standard Gas					
Standard Gas	: Nitric Oxide (NO)			Cylinder No.	: D636192
Certified Date	: 20 April 2022	Expired Date	: 20 April 2024	Cylinder Conc.	: 49.1 ppm
CALIBRATING CONDITION					
Pressure	1011	mmbar	Temp.	24.6	°C
% RH	48				
CALIBRATION SETTING					
Span	Initial Reading (Before Adj.),PPB			Final Reading (After Adj.),PPB	
Set Point	Expected Concentration	Analyzer Response	%Dif	Analyzer Response	Slope
Zero	0	0.10	-	0	-
NO Span	400	400.1	0.025	400.0	1.009
NO _x Span	400	400.4	0.100	400.0	1.012
API Model 200E NO _x Analyzer Check List					
Test Values	Observed Value	Units	Nominal Range		
RANGE	500	PPB	500 standard		
STABILITY (Zero Gas)	0.1	PPB	< 2 with zero air		
SAMPLE FLOW	512	cc/min	500 ± 50		
OZONE FLOW	79	cc/min	80 ± 15		
PMT	103.4	mV	-20 - 150		
AZERO	94.2	mV	-20 - 150		
HVPS	672	V	420 - 900 constant		
RCELL TEMP	50.4	°C	50 ± 1		
BOX TEMP	29.2	°C	8 - 48		
PMT TEMP	7.3	°C	7 ± 2		
MOLY TEMP	314.9	°C	315 ± 5		
RCELL PRESS	8.2	IN-Hg-A	2 - 10 constant		
SAMPLE PRESS	28.5	IN-Hg-A	25 - 30 constant		
NO Span Conc	400	PPB	20 - 20,000		
NO _x Span Conc	400	PPB	20 - 20,000		
NO Slope	1.009	-	1.0 ± 0.3		
NO _x Slope	1.012	-	1.0 ± 0.3		
NO Offset	1.7	mV	-20 to +150		
NO _x Offset	1.0	mV	-20 to 150		
Stability at Zero	0.1	PPB	< 0.2		
Stability at Span	0.2	PPB	< 2 ppb @ 400 ppb span gas		

Calibrated by :

Approved by :



CERTIFICATE No : 22M2567

REFERENCE No : 64386-1

PAGE : 1 OF 2

Certificate of Calibration

EQUIPMENT : DIGITAL BALANCE

MANUFACTURER : METTLER TOLEDO

MODEL : XS 105DU

SERIAL No : 1126422905


ID No : BA 05/50

CONDITION AS RECEIVED : USED ITEM

SUBMITTED BY : S.P.S. CONSULTING SERVICE CO., LTD.
7 SOI PHAHOLYOTHIN 24, PHAHOLYOTHIN RD.,
JOMPOL, CHATUCHAK, BANGKOK 10900

CALIBRATED BY : TETNITHI W.

CALIBRATION DATE : 11-Mar-22

APPROVED BY : 
PONGSAK J.

ISSUED DATE : 17-Mar-22

RECEIVED DATE : 11-Mar-22



CERTIFICATE No : 22M2567

PAGE : 2 OF 2

Calibration Report

EQUIPMENT : DIGITAL BALANCE MODEL : XS 105DU
MANUFACTURER : METTLER TOLEDO S/N : 1126422905
ID No : BA 05/50 RECEIVED DATE : 11-Mar-22
AIR PRESSURE : 1008mbar \pm 1mbar CALIBRATION DATE : 11-Mar-22
AMBIENT TEMPERATURE : 22° C \pm 1° C RELATIVE HUMIDITY : 49 %RH \pm 10 % RH

CONDITION OF THIS RESULTS OF CALIBRATION

1. THIS INSTRUMENT WAS CALIBRATED BY ACCORDING TO UKAS LAB 14 EDITION 6:2019 BY USING KNOWN WEIGHT STANDARD WEIGHT. THE BALANCE WAS NOT ADJUSTED BEFORE CALIBRATION. THE BALANCE HAS NO ZERO TRACKING FUNCTION. REPEATABILITY WAS MEASURED BY USING 10 REPEATED MEASUREMENTS. LINEARITY WAS MEASURED COVERING 10 POINTS, EVENLY SPREAD OVER THE RANGE. THE INSTRUMENT WAS SET ZERO BEFORE PERFORMING THE LINEARITY TEST. OFF-CENTER LOADING WAS MEASURED BY USING STANDARD WEIGHTS PLACED ON THE PAN AND MOVED TO VARIOUS POSITIONS ON THE PAN.

2. REFERENCE STANDARD INSTRUMENTS :-

INSTRUMENT	MODEL	SERIAL No	CERTIFICATE No	DUE DATE
1) STANDARD WEIGHT SET	E2	QK-I-151	C02210415	09-Feb-23

3. THIS RESULT WAS FOUND ACCURATE AS SHOWN ON DATE AND PLACE OF CALIBRATION ONLY.
4. THIS RESULT EXCLUDE LONG TERM STABILITY OF THE UNIT UNDER CALIBRATION.
5. THIS CERTIFICATE IS TRACEABLE TO THE INTERNATIONAL SYSTEM OF UNIT MAINTAINED AT:-

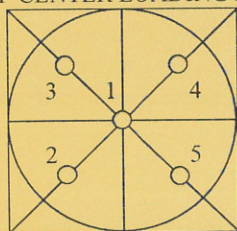
- NATIONAL INSTITUTE OF METROLOGY (THAILAND) THROUGH CENTRAL BUREAU OF WEIGHTS&MEASURES

RESULT OF CALIBRATION :- WITHOUT ADJUSTMENT

1. ZERO SETTING FUNCTION : NORMAL
2. TARE FUNCTION : NORMAL
3. REPEATABILITY OF READING AT 20 g WAS 0.000004 g
4. REPEATABILITY OF READING AT 100 g WAS 0.000048 g
5. DEPARTURE FROM NOMINAL VALUE/ LINEARITY

NOMINAL VALUE (g)	BALANCE READING (g)	CORRECTION (g)	UNCERTAINTY (\pm g)
0.00	0.00000	0.00000	0.000058
0.02	0.01999	0.00001	0.000058
0.10	0.09999	0.00001	0.000059
0.20	0.19999	0.00001	0.000059
0.50	0.50001	-0.00001	0.000058
1.00	1.00001	-0.00001	0.000059
2.00	2.00000	0.00000	0.000059
5.00	5.00001	-0.00001	0.000061
10.00	10.00005	-0.00005	0.000063
20.00	20.00006	-0.00006	0.000069
50.00	50.00000	0.00000	0.00011
100.00	100.00001	-0.00001	0.00019
120.00	120.00001	-0.00001	0.00022

6. OFF CENTER LOADING ERROR



POINT	READING (g)	
1	10.00001	50.0000
2	10.00002	50.0000
3	10.00001	50.0000
4	10.00001	50.0000
5	10.00002	50.00001
OFF-CENTER LOADING	0.00001	0.0001

NOTE: THIS CALIBRATION WAS CARRIED OUT AT THE CUSTOMER'S PLACE AT PRODUCTION AREA
THE REPORTED UNCERTAINTY OF MEASUREMENT WAS BASED ON A STANDARD UNCERTAINTY MULTIPLIED BY A COVERAGE FACTOR $k=2$, PROVIDING A LEVEL OF CONFIDENCE APPROXIMATELY 95%.

END OF CALIBRATION REPORT

SITHIPHORN ASSOCIATES CO.,LTD. CALIBRATION LABORATORY

451-451/1 Sirinthorn Rd.,Bangbumru, Bangplud Bangkok 10700 THAILAND.
Tel.0-2435-8800 Fax.0-2433-1679 e-mail:cal-center@sithiphorn.com http://www.sithiphorn.com



NSC-TISI-TIS 17025
CALIBRATION 0394

Cert. No. : SP22018

Pages 1 of 3

Calibration Certificate

Equipment : UV-VIS SPECTROPHOTOMETER
Manufacturer : PERKINELMER
Model : LAMBDA 25
Serial No.: 501S14123010
ID No.: SP03/58
Calibration Mode : WAVELENGTH ACCURACY
PHOTOMETRIC ACCURACY

Condition As Found : GOOD

Customer : S.P.S. CONSULTING SERVICE CO., LTD.
7 SOI PHAHOLYOTHIN 24, PHAHOLYOTHIN ROAD,
CHOMPHON, CHATUCHAK,
BANGKOK 10900, THAILAND.

Location : ORGANIC LABORATORY IV

Ambient Temperature : (24.4 ± 5) °C
Relative Humidity : (60.1 ± 25) %

Received Date : 30 AUGUST 2022
Calibration Date : 30 AUGUST 2022
Date of Issue : 31 AUGUST 2022

Calibrated by :

Nathakorn Pisutpaisan

Approved by :

(Thanakul Petchurai)

This certificate is issued in accordance with the requirements of ISO/IEC 17025 standard, may not be reproduced other than in full, except with the prior written approval of the head of Calibration Laboratory.

Continuation of Calibration Certificate

Cert. No. : SP22018

Job No. : VC65SP0008

Pages : 2 of 3

Calibration Method :

This instrument was calibrated by using on-site calibration procedure In-house method : CP-SP-01

The calibration procedure to direct measurement wavelength accuracy by using wavelength standard solution, Photometric accuracy by using absorbance standard filter and absorbance standard solution

The calibration procedure used was based on ASTM E275-01,ASTM E925-02

Condition of this result of calibration :

1. Certified reference materials

Material	Ref. type	Cell serial No.	Cert. No.	Due Date
Holmium liquid	RM-HL	29706	87569	13/10/2022
Didymium liquid	RM-DL	28912	87588	15/10/2022
Neutral density filter	RM-1N2N3N	13877	87600	15/10/2022
Potassium dichromate solutions	RM-0204060810	14204	87614	16/10/2022
Potassium Iodide solution	-	KI-0701-001	CI-0090-22	08/04/2024

2. This result of calibration was found accurate as shown on date and place of calibration only.

3. This certificate is traceable to the international system of unit maintained at :

3.1 The UK National Physical Laboratory (NPL)

3.2 The National Institute of Standards and Technology,NIST.

Result of calibration : Wavelength Accuracy

(Without adjustment)

Material	Certified Values of Reference Material (nm)	UUC* Reading (nm)	Error (nm)	Uncertainty ± (nm)	k Factor
RM-HL	278.13	278.3	0.17	0.16	2.00
	361.25	361.4	0.15	0.16	2.00
	467.82	467.8	-0.02	0.16	2.00
	536.56	536.5	-0.06	0.16	2.00
	640.50	640.5	0.00	0.16	2.00
RM-DL	740.09	740.0	-0.09	0.16	2.00
	864.94	865.2	0.26	0.16	2.00

UUC* = Unit Under Calibration

Continuation of Calibration Certificate

Cert. No. : SP22018
Job No. : VC65SP0008
Pages : 3 of 3

Result of calibration : Photometric Accuracy

(Without adjustment)

Material	Wavelength (nm)	Filter: S/N	Nominal Absorbance (A)	Certified Absorbance (A)	UUC* Reading Absorbance (A)	Error (A)	Uncertainty ± (A)	k Factor
Neutral Density glass filter	440.0	29360	1.0	1.0524	1.0539	0.0015	0.0028	2.00
		29914	0.7	0.7454	0.7459	0.0005	0.0029	2.00
		29381	0.5	0.5426	0.5426	0.0000	0.0028	2.00
	546.1	29360	1.0	0.9822	0.9810	-0.0012	0.0028	2.00
		29914	0.7	0.6962	0.6960	-0.0002	0.0028	2.00
		29381	0.5	0.5076	0.5070	-0.0006	0.0029	2.00
	590.0	29360	1.0	1.0221	1.0202	-0.0019	0.0028	2.00
		29914	0.7	0.7238	0.7230	-0.0008	0.0029	2.00
		29381	0.5	0.5364	0.5360	-0.0004	0.0031	2.00
	635.0	29360	1.0	0.9751	0.9732	-0.0019	0.0028	2.00
		29914	0.7	0.6912	0.6902	-0.0010	0.0029	2.00
		29381	0.5	0.5214	0.5210	-0.0004	0.0032	2.00
Material	Wavelength (nm)	Solution (mg/l)	Certified Absorbance (A)	UUC* Reading Absorbance (A)	Error (A)	Uncertainty ± (A)	k Factor	
RM-0204060810	235.0	20	0.2436	0.2419	-0.0017	0.0101	2.00	
		40	0.4905	0.4855	-0.0050	0.0115	2.00	
		60	0.7453	0.7388	-0.0065	0.0067	2.00	
		80	0.9920	0.9839	-0.0081	0.0071	2.00	
		100	1.2487	1.2414	-0.0073	0.0073	2.00	

UUC* = Unit Under Calibration

Condition of this result of calibration : Spectrophotometer PERKINELMER Model Lambda 25 S/N 501S141230

Resolution of Wavelength Mode 0.1 nm
Resolution of Photometric Mode 0.0001 A
Parameter Setting
Measurement Mode Wavelength, Absorbance
Wavelength Scan 1100 nm-190 nm
Scanning Speed 7.5 nm/min
Data Pitch 0.1 nm
Band width(Wavelength) 1.0 nm
Band width(Vis) 1.0 nm
Band width(Uv) 1.0 nm

Stray Light** UUC* Reading at 220 nm	
Transimission T(%)	Absorbance(A)
0.0107	3.9886

**Specific Acceptance :
Transmission \leq 1.0 T(%), Absorbance \geq 2.0 A
**Stray light not TISI Accredited

The reported uncertainty is based on a standard uncertainty multiplied by a coverage factor k , providing a level of confidence of approximately 95%

End of Calibration Certificate



บริษัท เอส.พี.เอส. คอนซัลติ้ง เซอร์วิส จำกัด
S.P.S. CONSULTING SERVICE CO., LTD.
7 ซอยพหลโยธิน 24 ถนนพหลโยธิน แขวงจอมพล เขตจตุจักร กรุงเทพฯ 10900
7 Soi Phaholyothin 24, Phaholyothin Rd., Jompol, Chatuchak, Bangkok 10900
Tel : (662) 939-4370-72, Fax : (662) 513-4221, E-mail : sale@spscon.com., www.spscon.com

Calibration Report					
Non-Dispersive Infrared CO Analyzer					
Date :	07 November 2022	Brand :	API	Model :	300E
No.	CO-B01			Serial No.	782
Calibrator (Dilution System)					
Brand : API			Model : 700		
Last Cal. Date : 06 September 2022			Serial No. : 421		
Reference Standard Gas					
Standard Gas : Carbon Monoxide (CO)			Cylinder No. : D196045		
Certified Date : 16 April 2022		Expired Date : 15 April 2024		Cylinder Conc. : 4,570 ppm	
Calibrating Condition					
Pressure : 1011 mmbar		Temp. : 24.5 °C		% RH : 48	
Calibration Setting					
Span	Initial Reading (Before Adj.), PPM			Final Reading (After Adj.), PPM	
Set Point	Expected Concentration	Analyzer Response	%Dif	Analyzer Response	
Zero	0	-0.10	-	0	
CO Span	40.00	39.97	-0.075	40.00	
API Model 300E CO Analyzer Check List					
Parameter	Observed Value	Units	Nominal Range		
Range	50	PPM	0-1000 ppm		
Stability	0.10	PPM	< 1 ppm With Zero Air		
CO Measure	4016.9	mV	2500-4800 mV		
CO Reference	3947.5	mV	2500-4800 mV		
Measure/Reference Ratio	1.180	-	1.1-1.3 W/Zero Air		
Sample Pressure	28.6	In-Hg-A	~2" < Ambient Absolute Pressure		
Sample Flow	808	CC/Min	800 ± 10%		
Sample Temperature	48.2	°C	48 ± 4		
Bench Temperature	48.0	°C	48 ± 2		
Wheel Temperature	68.4	°C	68 ± 2		
Box Temperature	30.9	°C	Ambient Temp + 7 ± 10		
Photo-Drive	3025.2	mV	250 mV to 4750 mV		
Slope	1.018	-	1.0 ± 0.3		
Offset	0.2	-	0 ± 0.3		

Calibrated by :



Approved by :





บริษัท เอส.พี.เอส. คอนซัลติ้ง เซอร์วิส จำกัด
S.P.S. CONSULTING SERVICE CO., LTD.
7 ซอยพหลโยธิน 24 ถนนพหลโยธิน แขวงจอมพล เขตจตุจักร กรุงเทพฯ 10900
7 Soi Phaholyothin 24, Phaholyothin Rd., Jompol, Chatuchak, Bangkok 10900
Tel : (662) 939-4370-72, Fax : (662) 513-4221, E-mail : sale@spscon.com, www.spscon.com

Calibration Report					
Non-Dispersive Infrared CO Analyzer					
Date :	07 November 2022	Brand :	API	Model :	300E
No.	CO-B02			Serial No.	965
Calibrator (Dilution System)					
Brand : API			Model : 700		
Last Cal. Date : 06 September 2022			Serial No. : 421		
Reference Standard Gas					
Standard Gas : Carbon Monoxide (CO)			Cylinder No. : D196045		
Certified Date : 16 April 2022		Expired Date : 15 April 2024		Cylinder Conc. : 4,570 ppm	
Calibrating Condition					
Pressure	1011	mmbar	Temp.	24.5	°C
% RH 48					
Calibration Setting					
Span	Initial Reading (Before Adj.), PPM			Final Reading (After Adj.), PPM	
Set Point	Expected Concentration	Analyzer Response	%Dif	Analyzer Response	
Zero	0	0.11	-	0	
CO Span	40.00	40.05	0.125	40.00	
API Model 300E CO Analyzer Check List					
Parameter		Units	Nominal Range		
Range	50	PPM	0-1000 ppm		
Stability	0.10	PPM	< 1 ppm With Zero Air		
CO Measure	4017.1	mV	2500-4800 mV		
CO Reference	3949.5	mV	2500-4800 mV		
Measure/Reference Ratio	1.180	-	1.1-1.3 W/Zero Air		
Sample Pressure	28.4	In-Hg-A	~2" < Ambient Absolute Pressure		
Sample Flow	809	CC/Min	800 ± 10%		
Sample Temperature	48.3	°C	48 ± 4		
Bench Temperature	48.1	°C	48 ± 2		
Wheel Temperature	68.5	°C	68 ± 2		
Box Temperature	30.6	°C	Ambient Temp + 7 ± 10		
Photo-Drive	3018.8	mV	250 mV to 4750 mV		
Slope	1.017	-	1.0 ± 0.3		
Offset	0.2	-	0 ± 0.3		

Calibrated by :



Approved by :





บริษัท เอส.พี.เอส. คอนซัลติ้ง เซอร์วิส จำกัด
S.P.S. CONSULTING SERVICE CO., LTD.
7 ซอยพหลโยธิน 24 ถนนพหลโยธิน แขวงจอมพล เขตจตุจักร กรุงเทพฯ 10900
7 Soi Phaholyothin 24, Phaholyothin Rd., Jompol, Chatuchak, Bangkok 10900
Tel : (662) 939-4370-72, Fax : (662) 513-4221, E-mail : sale@spscon.com., www.spscon.com

Calibration Report					
Non-Dispersive Infrared CO Analyzer					
Date :	04 November 2022	Brand :	API	Model :	300E
No.	CO-B03			Serial No.	3019
Calibrator (Dilution System)					
Brand : API			Model : 700		
Last Cal. Date : 06 September 2022			Serial No. : 421		
Reference Standard Gas					
Standard Gas : Carbon Monoxide (CO)			Cylinder No. : D196045		
Certified Date : 16 April 2022		Expired Date : 15 April 2024		Cylinder Conc. : 4,570 ppm	
Calibrating Condition					
Pressure : 1011 mmbar		Temp. : 24.6 °C		% RH : 49	
Calibration Setting					
Span	Initial Reading (Before Adj.), PPM			Final Reading (After Adj.), PPM	
Set Point	Expected Concentration	Analyzer Response	%Dif	Analyzer Response	
Zero	0	-0.10	-	0	
CO Span	40.00	40.07	0.175	40.00	
API Model 300E CO Analyzer Check List					
Parameter	Observed Value	Units	Nominal Range		
Range	50	PPM	0-1000 ppm		
Stability	0.10	PPM	< 1 ppm With Zero Air		
CO Measure	4015.1	mV	2500-4800 mV		
CO Reference	3948.2	mV	2500-4800 mV		
Measure/Reference Ratio	1.180	-	1.1-1.3 W/Zero Air		
Sample Pressure	28.3	In-Hg-A	~2" < Ambient Absolute Pressure		
Sample Flow	804	CC/Min	800 ± 10%		
Sample Temperature	48.5	°C	48 ± 4		
Bench Temperature	48.2	°C	48 ± 2		
Wheel Temperature	68.3	°C	68 ± 2		
Box Temperature	30.8	°C	Ambient Temp + 7 ± 10		
Photo-Drive	3030.1	mV	250 mV to 4750 mV		
Slope	1.017	-	1.0 ± 0.3		
Offset	0.2	-	0 ± 0.3		

Calibrated by :

Approved by :

เอกสาร ฉ-2

เอกสารสอบเทียบเครื่องมือตรวจวัดระดับเสียง

THAILAND INSTITUTE OF SCIENTIFIC AND TECHNOLOGICAL RESEARCH (TISTR)

Request No. 21-65/0455

MTC No. EEL. BP. 41/0465

CALIBRATION CERTIFICATE

Submitted by : S.P.S. Consulting Service Co.,Ltd.

Address : 7 Soi Phaholyothin 24, Phaholyothin Road, Jompol, Chatuchak, Bangkok 10900.

Calibrated at : Electrical and Electronic Standards Laboratory, Industrial Metrology and Testing Service Centre.
: Soi 1C, Bangpoo Industrial Estate, Sukhumvit Rd., Muang, Samutprakan 10280.

Instrument Calibrated :

Description : Sound Calibrator

Manufacturer : ACO

Model : 2127

Serial No. : 130006

Ambient Environment

Temperature : $(23 \pm 3) ^\circ\text{C}$

Relative Humidity : $(50 \pm 15) \%$

Ambient Pressure : $(101.325 \pm 1.500) \text{ kPa}$

Standards used : 1. Digital Function Synthesizer NF Electronic DF-193A S/N 122037.

2. Measuring Amplifier Bruel&Kjaer 2636 S/N 1537484.

3. Programmable Attenuator Tamagawa TPA-303A S/N OF 2214.

4. Digital Multimeter Agilent 34401A S/N MY44005560.

5. Pressure Transmitter Vaisala PTB202AD S/N T0650001.

6. Audio Analyzer Keithley 2015-P S/N 4106495.

7. Condenser Microphone Bruel&Kjaer 4180 S/N 2889871.

Calibration Procedure: CP-102-04 based on IEC 60942-2003. The sound pressure level of instrument was measured by standard microphone using an insert voltage technique.

This instrument has been calibrated against standards maintained at Electrical and Electronic Standards Laboratory (EEL), which are traceable to the International System of Units through the National Institute of Metrology (Thailand).

The information on actual reading is attached herewith and the uncertainty limits quoted refer to the measured values only.

Date of Receipt : 22 Apr. 2022

Date of Calibration : 28 Apr. 2022

The results relate only to the items tested/calibrated or value assigned.

Advertising the Report/Certificate and publicity of the results except in full are prohibited unless written permission is obtained from the governor of TISTR.

FM.BL.MTC.002 Rev.4

THAILAND INSTITUTE OF SCIENTIFIC AND TECHNOLOGICAL RESEARCH (TISTR)

Request No. 21-65/0455

MTC No. EEL. BP. 41/0465

The reported expanded uncertainty is based upon a standard uncertainty multiplied by a coverage factor $k = 2$, providing a level of confidence of approximately 95%.

Nominal Output of Unit Under Test = 94 dB re 20 μ Pa at 1000 Hz

Acoustic Output in dB re 20 μ Pa, Corrected to Reference Conditions: 101.325 kPa, 23.0 °C and 50 %RH.

1. Sound Pressure Level

Standard Microphone Type	Measured Sound Pressure Level (dB)	Deviated value (dB)	Uncertainty (dB)	Tolerance limit IEC60942:2003 Class 1
1/2 inch Bruel&Kjaer 4180	93.93	-0.07	± 0.10	± 0.40 dB

2. Frequency

Standard Microphone Type	Measured Frequency (Hz)	Deviated value (Hz)	Uncertainty (Hz)	Tolerance limit IEC60942:2003 Class 1
1/2 inch Bruel&Kjaer 4180	999.9	-0.1	± 1.5	$\pm 1.0\%$

3. Total Distortion

Standard Microphone Type	Measured Total Distortion (%)	Uncertainty (%)	Tolerance limit IEC60942:2003 Class 1
1/2 inch Bruel&Kjaer 4180	1.44	± 0.50	$\pm 3.0\%$

- Note :
1. No adjustment.
 2. The calibrator pressure correction was not included.
 3. The microphone volume correction was not included.

Calibrated by :



Approved by :



Electrical and Electronic Standards Laboratory
Industrial Metrology and Testing Service Centre

Date of Calibration : 28 Apr. 2022

Date of Issue : 28 Apr. 2022

Ref : 2011265042601787001

2 / 2

End of Certificate

The results relate only to the items tested/calibrated or value assigned.

Advertising the Report/Certificate and publicity of the results except in full are prohibited unless written permission is obtained from the governor of TISTR.

FM.BL.MTC.002 Rev.4

Head Office
35 Mu 3 Tambon Khlong Ha, Amphoe Khlong Luang,
Changwat Pathumthani 12120, Thailand
Tel. (66) 0 2577 9000
Fax. (66) 0 2577 9009
E-mail : rumpai@tistr.or.th Website:www.tistr.or.th

Office/Laboratory
Soi 1C, Bangpoo Industrial Estate, Sukhumvit Road,
Amphoe Muang, Changwat Samutprakan 10280, Thailand
Tel. (66) 0 2323 1672-80 ext. 115, 116
Fax. (66) 0 2323 9165
E-mail : mtc@tistr.or.th

Office
196 Phahonyothin Road, Chatuchak, Bangkok 10900,
Thailand
Tel. (66) 0 2579 1121-30 ext. 5219, 5225, 5217
Fax. (66) 0 2579 8592
E-mail : sumalee@tistr.or.th



บริษัท เอส.พี.เอส. คอนซัลติ้ง เซอร์วิส จำกัด
S.P.S. CONSULTING SERVICE CO., LTD.
7 ซอยพหลโยธิน 24 ถนนพหลโยธิน แขวงจอมพล เขตจตุจักร กรุงเทพฯ 10900
7 Soi Phaholyothin 24, Phaholyothin Rd., Jompol, Chatuchak, Bangkok 10900
Tel : (662) 939-4370-72, Fax : (662) 513-4221, E-mail : sale@spscon.com., www.spscon.com

Noise B_629/22

Sound Level Meter Calibration Report

Acoustic Calibrator Data

Brand	ACO	Number	AC 03/56
Model	2127	Serial No.	130006
Calibration Range	94 dB, 1000 Hz	Last Calibration	28 April 2022
		Due Date	28 April 2023

Calibration Data

Sound Level Meter Data				Calibration Data		
SLM No.	Brand	Model	Serial No.	Date	Actual Reading [dB]	
					Before Adjustment	After Adjustment
ACO-B11	ACO	6236	00152079	23 November 2022	93.9	94.0
ACO-B19	ACO	6236	00172057	23 November 2022	94.0	94.0
ACO-B37	ACO	6236	00192028	23 November 2022	94.0	94.0
Acoustic Certified Value : Thailand Institute of Scientific and Technological Research (TISTR)					93.93 ± 0.10 dB	

Calibrated by :

Approved by :

เอกสาร ฉ-3

เอกสารสอบเทียบเครื่องมือตรวจวิเคราะห์คุณภาพน้ำ



QUALITY CALIBRATION CO.,LTD.

235 Petchkasem 63/2 Road, Laksong, Bangkae, Bangkok 10160

Tel (662) 421-5402, (662) 444-0152-3, Fax (662) 809-4584



CERTIFICATE No : 22E9693

REFERENCE No : 66476-1

PAGE : 1 OF 3

Certificate of Calibration

EQUIPMENT : pH METER

MANUFACTURER : HANNA

MODEL : HI 3512

SERIAL No : TH118035

ID No : pH 04/56

CONDITION AS RECEIVED : USED ITEM

SUBMITTED BY : S.P.S. CONSULTING SERVICE CO., LTD.
7 SOI PHAHOLYOTHIN 24, PHAHOLYOTHIN RD.,
JOMPOL, CHATUCHAK, BANGKOK 10900

CALIBRATED BY : ATSAWIN Y.

CALIBRATION DATE : 15-Sep-22

APPROVED BY : [REDACTED]
PONGSAK J.

ISSUED DATE : 15-Sep-22

RECEIVED DATE : 14-Sep-22

THIS CERTIFICATE MAY NOT BE REPRODUCED OTHER THAN IN FULL EXCEPT WITH THE PRIOR WRITTEN APPROVAL OF
QUALITY CALIBRATION CO., LTD.



QUALITY CALIBRATION CO.,LTD.

235 Petchkasem 63/2 Road, Laksong, Bangkae, Bangkok 10160

Tel (662) 421-5402, (662) 444-0152-3, Fax (662) 809-4584

CERTIFICATE No : 22E9693

PAGE : 2 OF 3

Calibration Report

EQUIPMENT : pH METER
MANUFACTURER : HANNA
ID No : pH 04/56
RECEIVED DATE : 14-Sep-22
AMBIENT TEMPERATURE : 20 ° C ± 1 ° C
MODEL : HI 3512
SERIAL NUMBER : TH118035
CALIBRATION DATE : 15-Sep-22
RELATIVE HUMIDITY : 50 % RH ± 10% RH

CONDITION OF THIS RESULTS OF CALIBRATION

1. THIS INSTRUMENT WAS CALIBRATED BY DIRECT MEASUREMENT METHOD BASED ON WI-TQ-062 AND WI-TQ-063. THE DISPLAY UNIT WAS TESTED BY GENERATING STANDARD VOLTAGE TO THE UNIT AND READ THE VALUE COMPARED WITH CALCULATED VALUE. THE DISPLAY AND ELECTRODE WAS CALIBRATED BY USING STANDARD pH BUFFER
2. REFERENCE STANDARD INSTRUMENTS :-

<u>INSTRUMENT</u>	<u>MODEL</u>	<u>SERIAL No/</u> <u>LOT No</u>	<u>CERTIFICATE No</u>	<u>DUE DATE</u>
1) pH STANDARD SOLUTION	00651-06	CC719181	4880-12119147	05-Apr-23
2) pH STANDARD SOLUTION	00651-08	CC718727	4881-12110709	31-Mar-23
3) pH STANDARD SOLUTION	00651-10	CC717045	4882-12065386	17-Mar-23
4) PROCESS CALIBRATOR	CA150	91S6079	22E1145	31-Mar-23
5) BATH	260014	1247 48074	22T9870	13-Sep-23
6) THERMOMETER WITH PROBE	421504	55000379	22T9904	13-Sep-23

3. THIS RESULT WAS FOUND ACCURATE AS SHOWN ON DATE AND PLACE OF CALIBRATION ONLY.
4. THIS RESULT EXCLUDE LONG TERM STABILITY OF THE UNIT UNDER CALIBRATION.
5. THIS CERTIFICATE IS TRACEABLE TO SI UNIT MAINTAINED AT :-
 - NATIONAL INSTITUTE OF STANDARD AND TECHNOLOGY, USA.
 - NATIONAL INSTITUTE OF METROLOGY (THAILAND)

RESULT OF CALIBRATION : ADJUSTMENT

1. DISPLAY UNIT ONLY

SLOPE FACTOR $k = 2.303 \text{ RT/F} = 59 \text{ mV/pH}$

mV APPLIED	UUC READING (mV)	CORRECTION (mV)	UUC READING (pH)	UNCERTAINTY OF MEASUREMENT (± mV)	COVERAGE FACTOR k
414.11	414.8	-0.69	-0.171	0.14	2.0
354.95	355.6	-0.65	0.860	0.14	2.0
295.80	296.4	-0.60	1.892	0.14	2.0
236.64	237.2	-0.56	2.922	0.14	2.0
177.48	178.0	-0.52	3.954	0.14	2.0
118.32	118.8	-0.48	4.985	0.14	2.0
59.16	59.7	-0.54	6.016	0.14	2.0
0.00	0.5	-0.50	7.049	0.14	2.0
-59.16	-58.8	-0.36	8.136	0.14	2.0
-118.32	-117.9	-0.42	9.223	0.14	2.0
-177.48	-177.1	-0.38	10.311	0.14	2.0
-236.64	-236.3	-0.34	11.399	0.14	2.0
-295.80	-295.5	-0.30	12.487	0.14	2.0
-354.95	-354.7	-0.25	13.575	0.14	2.0
-414.11	-413.9	-0.21	14.662	0.14	2.0

END OF CALIBRATION REPORT PAGE 2 OF 3

**QUALITY CALIBRATION CO.,LTD.**

235 Petchkasem 63/2 Road, Laksong, Bangkae, Bangkok 10160

Tel (662) 421-5402, (662) 444-0152-3, Fax (662) 809-4584

CERTIFICATE No : 22E9693

PAGE : 3 OF 3

Calibration Report**RESULT OF CALIBRATION (CONTINUE) :****2. DISPLAY UNIT WITH pH ELECTRODE S/N: 09081C6M**

STANDARD pH BUFFER SOLUTION (pH)	UUC READING (pH)	CORRECTION (pH)	VALUE BEFORE ADJUSTMENT	UNCERTAINTY OF MEASUREMENT (\pm pH)	COVERAGE FACTOR k
4.007	4.007	0.000	3.996	0.012	2.0
7.004	7.006	-0.002	6.944	0.012	2.0
10.016	10.012	0.004	10.194	0.014	2.0

3. DISPLAY UNIT WITH TEMPERATURE

STANDARD READING (°C)	UUC READING (°C)	CORRECTION (°C)	VALUE BEFORE ADJUSTMENT	UNCERTAINTY OF MEASUREMENT (\pm °C)	COVERAGE FACTOR k
25.003	25.0	0.003	---	0.0085	2.0

4. PERCENT SLOPE 100%

UUC : UNIT UNDER CALIBRATION

THE REPORTED UNCERTAINTY OF MEASUREMENT WAS BASED ON A STANDARD UNCERTAINTY MULTIPLIED BY A COVERAGE FACTOR k , PROVIDING A LEVEL OF CONFIDENCE APPROXIMATELY 95%.

END OF CALIBRATION REPORT



TECHNOLOGY PROMOTION ASSOCIATION (THAILAND-JAPAN)
CALIBRATION AND TESTING EQUIPMENT SERVICES

534/4 PATTANAKARN ROAD SOI 18, SUANLUANG, SUANLUANG BANGKOK 10250

TEL. 0-2717-3000-24 FAX. 0-2719-9484

Cert.No.: 22CH578

Page.: 1 of 2

Certificate of Calibration

Equipment : Turbidity Meter
Manufacturer : Eutech
Model : Cyberscan WL TB1000
Serial No. : 201802206
ID. No. : TB 03/61
Condition As-Received: Used Item
Received Date : 25 April 2022
Calibration Date : 27 April 2022
Reference : 2204-0619WN-1
Submitted by : S.P.S. Consulting Service Co.,Ltd.
7 Phaholyothin 24, Phaholyothin Road.,
Jompol, Chatuchak, Bangkok 10900
Ambient Temperature : (25 ± 2.5) °C
Relative Humidity : (50 ± 20) %
Calibration Procedure : In - house method : CP-CH11
based on direct measurement by
using Formazin standard solution

Calibrated by : Walalak Sirithean

Approved by :

- (✓) Malee Butkruea
() Saithip Meangmai
() Warakorn Lerngagtrakul

Issue Date : 3 May 2022

The Uncertainties are for a confidence probability of approximately 95%.

This certificate may not be reproduced other than in full, except with the prior written approval of the head of Calibration and Testing Equipment Services.

A 0008721



Cert.No. : 22CH578

Page. : 2 of 2

Condition of this calibration result

1. Reference Standard Instruments :

This certification is traceable to the International System of unit (SI unit) through Technology Promotion Association (Thailand-Japan).

<u>Instruments</u>	<u>Serial No.</u>	<u>ID No.</u>	<u>Certificate No.</u>	<u>Due date</u>
1) Thermo-Hygrograph	1102794	130EC009	21H2601	8 Dec 2022
2) Electronic Balance	N03679	140RC001	21MM429	21 Sep 2022

2. Standard Material : The Formazin suspension has been prepared gravimetric from

<u>Material</u>	<u>Manufacturer</u>	<u>Lot No.</u>	<u>Assay</u>
1) Hexamethylenetetramine	HIMEDIA	0000493947	99.65%
2) Hydrazinium Sulfate	HIMEDIA	0000522014	99.40%

3. This certificate is valid only to the item calibrated on date and place of calibration.

Calibration result

Performing three - Formazin suspension standard curve by using 0,10,1000 NTU
Turbidity Meter Serial Number : 201802206

Standard Formazine suspension (NTU)	UUC* Reading (NTU)	Uncertainty of Measurement (\pm NTU)	Coverage Factor <i>k</i>
20	19.4	0.38	2.00
40	39.3	0.40	2.00
100	98.9	0.73	2.00
400	389	1.5	2.00

Remark

- UUC* = Unit Under Calibration
- NTU = Nephelometric Turbidity Units

The reported uncertainty of measurement was based on a standard uncertainty multiplied by a coverage factor *k*, providing a level of confidence of approximately 95 %.

-o0o-



CERTIFICATE No : 22M2569

REFERENCE No : 64386-3

PAGE : 1 OF 2

Certificate of Calibration

EQUIPMENT : DIGITAL BALANCE

MANUFACTURER : SARTORIUS

MODEL : BSA224S-CW

SERIAL No : 36591843

ID No : BA 09/61

CONDITION AS RECEIVED : USED ITEM

SUBMITTED BY : S.P.S. CONSULTING SERVICE CO., LTD.
7 SOI PHAHOLYOTHIN 24, PHAHOLYOTHIN RD.,
JOMPOL, CHATUCHAK, BANGKOK 10900

CALIBRATED BY : TETNITHI W.

CALIBRATION DATE : 11-Mar-22

APPROVED BY : 
PONGSAK J.

ISSUED DATE : 17-Mar-22

RECEIVED DATE : 11-Mar-22



CERTIFICATE No : 22M2569

PAGE : 2 OF 2

Calibration Report

EQUIPMENT	:	DIGITAL BALANCE	MODEL	:	BSA224S-CW
MANUFACTURER	:	SARTORIUS	S/N	:	36591843
ID No	:	BA 09/61	RECEIVED DATE	:	11-Mar-22
AIR PRESSURE	:	1008mbar \pm 1mbar	CALIBRATION DATE	:	11-Mar-22
AMBIENT TEMPERATURE	:	22° C \pm 1° C	RELATIVE HUMIDITY	:	51 %RH \pm 10 % RH

CONDITION OF THIS RESULTS OF CALIBRATION

1. THIS INSTRUMENT WAS CALIBRATED BY ACCORDING TO UKAS LAB 14 EDITION 6:2019 BY USING KNOWN WEIGHT STANDARD WEIGHT. THE BALANCE WAS ADJUSTED USING WEIGHT OF QUALITY CALIBRATION TO ADJUST. THE BALANCE HAS NO ZERO TRACKING FUNCTION. REPEATABILITY WAS MEASURED BY USING 10 REPEATED MEASUREMENTS. LINEARITY WAS MEASURED COVERING 10 POINTS, EVENLY SPREAD OVER THE RANGE. THE INSTRUMENT WAS SET ZERO BEFORE PERFORMING THE LINEARITY TEST. OFF-CENTER LOADING WAS MEASURED BY USING STANDARD WEIGHTS PLACED ON THE PAN AND MOVED TO VARIOUS POSITIONS ON THE PAN.

2. REFERENCE STANDARD INSTRUMENTS :-

<u>INSTRUMENT</u>	<u>MODEL</u>	<u>SERIAL No</u>	<u>CERTIFICATE No</u>	<u>DUE DATE</u>
1) STANDARD WEIGHT SET	E2	QK-I-151	C02210415	09-Feb-23

3. THIS RESULT WAS FOUND ACCURATE AS SHOWN ON DATE AND PLACE OF CALIBRATION ONLY.

4. THIS RESULT EXCLUDE LONG TERM STABILITY OF THE UNIT UNDER CALIBRATION.

5. THIS CERTIFICATE IS TRACEABLE TO THE INTERNATIONAL SYSTEM OF UNIT MAINTAINED AT:-

- NATIONAL INSTITUTE OF METROLOGY (THAILAND) THROUGH CENTRAL BUREAU OF WEIGHTS&MEASURES

RESULT OF CALIBRATION :- WITHOUT ADJUSTMENT

1. ZERO SETTING FUNCTION : NORMAL

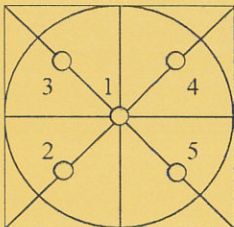
2. TARE FUNCTION : NORMAL

3. REPEATABILITY OF READING AT 200 g WAS 0.000048 g

4. DEPARTURE FROM NOMINAL VALUE/ LINEARITY

NOMINAL VALUE (g)	BALANCE READING (g)	CORRECTION (g)	UNCERTAINTY (\pm g)
0.00	0.0000	0.0000	0.000078
0.10	0.1000	0.0000	0.000078
0.20	0.2000	0.0000	0.000078
0.50	0.5000	0.0000	0.000079
1.00	1.0000	0.0000	0.000079
2.00	2.0000	0.0000	0.000080
5.00	5.0000	0.0000	0.000081
10.00	10.0000	0.0000	0.000084
20.00	20.0000	0.0000	0.000089
50.00	50.0000	0.0000	0.00011
100.00	100.0000	0.0000	0.00019
200.00	199.9999	0.0001	0.00032

5. OFF CENTER LOADING ERROR



POINT	READING (g)
1	99.9999
2	99.9999
3	100.0000
4	99.9999
5	99.9998
OFF-CENTER LOADING	0.0001

NOTE: THIS CALIBRATION WAS CARRIED OUT AT THE CUSTOMER'S PLACE AT PRODUCTION AREA

THE REPORTED UNCERTAINTY OF MEASUREMENT WAS BASED ON A STANDARD UNCERTAINTY MULTIPLIED BY A COVERAGE FACTOR $k=2$, PROVIDING A LEVEL OF CONFIDENCE APPROXIMATELY 95%.

END OF CALIBRATION REPORT



TECHNOLOGY PROMOTION ASSOCIATION (THAILAND-JAPAN)
CORPORATE SERVICES 3 : EQUIPMENT CALIBRATION AND TESTING SERVICES

534/4 PATTANAKARN ROAD SOI 18, SUANLUANG, SUANLUANG BANGKOK 10250

TEL. 0-2717-3000 FAX. 0-2719-9484

Cert.No.: 22TW98

Page.: 1 of 2

Certificate of Testing

Equipment : DO Meter
Manufacturer : YSI
Model : 5000-230V
Serial No. : 15B100751
ID No. : -
Received Date : 20 April 2022
Test Date : 21 April 2022
Reference : 2204-0429WC-1
Submitted by : S.P.S. Consulting Service Co.,Ltd.
7 Phaholyothin 24, Phaholyothin Road.,
Jompol, Chatuchak, Bangkok 10900
Laboratory Condition : Temperature (25 ± 5) °C
Humidity (50 ± 20) %
Test Procedure : In - house method : CP-CH9
by Comparison Technique with Azide Modification Method
Tested by : Walalak Sirithean

Approved by :



- (☒) Malee Butkruea
(☐) Saithip Meangmai
(☐) Warakorn Lerngagtrakul

Issue Date : 25 April 2022



Cert.No.: 22TW98

Page.: 2 of 2

Condition of this result of calibration

1. Reference Standard Instruments :

This certification is traceable to the International System of Unit through the reference standards laboratory of Industrial Calibration Center, Technology Promotion Association (Thailand-Japan).

<u>Instruments</u>	<u>Serial No.</u>	<u>ID No.</u>	<u>Certificate No.</u>	<u>Due Date</u>
1) Burette	-	130BU10	21CG1389	25 Mar 2023
2) Balance	1126143764	140RC004	21MM430	21 Sep 2022

2. Standard Material :-

<u>Material</u>	<u>Manufacturer</u>	<u>Lot.No.</u>	<u>Assay</u>
Sodium Thiosulfate pentahydrate	Merck	AM1763316	100.2%

Result : Dissolved Oxygen Meter Adjustment With Air 100 %

Dissolved Oxygen Probe No.: 14J100195

Titration Method (Azide Modification Method) (mg/L)	DO Meter Reading (mg/L)	Standard Deviation (mg/L)
8.12	8.14	0.0084

This report was certified only for the instrument we tested. It is allowable to use for study the system efficiency, The environmental impact control and present to organization it may concerned. Intend to use for advertising and referral purpose is prohibited. This report may not be reproduced other in full, without written approval of the laboratory

-o0o-

a 1105753



MIRACLE INTERNATIONAL TECHNOLOGY CO.,LTD

214 Bangwaek Rd. Bangpai Bangkae Bangkok 10160
Tel.: 0-2865-4647-8 Fax: 0-2865-4649 <http://www.mit.in.th>



CALIBRATION CERTIFICATE

Certificate No. : S2022090647-0003

Date Issued : 03-Oct-22

Customer : S.P.S. CONSULTING SERVICE CO., LTD.
7 Soi Phaholyothin 24 Phaholyothin Road., Jompol, Chatuchak,
Bangkok 10900

Equipment : Incubator

Manufacturer : BINDER

Model : BD 115

Serial No. : 12-16967

ID No./Tag No. : IN 05/56

Date Received : 30-Sep-22

Date Calibrated : 30-Sep-22

Calibrated by : Mr. Surat Aumarb

Calibration Method or Calibration Procedure Used

Standard method : CP-05 TLAS G-20.

This certificate is traceable to national standards, which realize the units of measurement according to the International System of Units (SI).

Result of Calibration

The reported uncertainty of measurement was based on standard uncertainty multiplied by a coverage factor $k = 2$, providing a level confidence approximately 95 percent.

This certificate may not be reproduced other than in full except with the prior written approval of the Miracle International Technology Company Limited.

Approved by:

(Mr. Sarayuth Tochua)



Page 1 of 2

Certificate No. : S2022090647-0003

Environment : Ambient Temperature : Start record 26.5 °C, Stop record 26.6 °C
Relative Humidity : Start record 54.8 %RH, Stop record 54.6 %RH

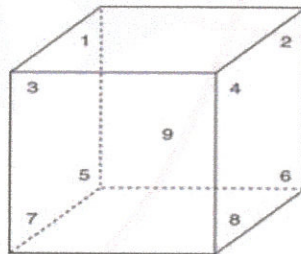
Calibration Temperature (°C)	Setting Temperature (°C)	Indicating Temperature (°C)	Measured Stability ¹ (°C)	Measured Uniformity ² (°C)	Overall Variation ³ (°C)
35	35.0	35.0	0.03	0.07	0.14
41.5	41.5	41.5	0.03	0.08	0.15

Without adjustment

Calibration Temperature (°C)	STD No. 1 (°C)	STD No. 2 (°C)	STD No. 3 (°C)	STD No. 4 (°C)	STD No. 5 (°C)	STD No. 6 (°C)	STD No. 7 (°C)	STD No. 8 (°C)	STD No. 9 (°C)	Uncertainty ⁴ ±°C
35	34.88	34.86	34.89	34.90	34.93	34.92	34.95	34.89	34.93	0.18
41.5	41.40	41.33	41.32	41.41	41.43	41.43	41.38	41.33	41.37	0.18

Note : Probe No. 9 is Reference Probe

Setting Air Fresh No. 0



Condition As-Received : Used Item

The measurement results and statements of conformity with specification only relate to the item calibrated.

Measurement Standards Used & Traceability :

The International System of Units (SI) through

MIT Certificate No. AD2207-125-0001 for Digital Thermometer with Probe (Agilent) Module 1 (73) NTC, Pt1000 Serial No. MY44024042, Due 01-Feb-23

- Notes :
1. The temperature stability is the one-half of greatest maximum difference of measured temperatures at any one probe.
 2. The temperature uniformity is the maximum difference of measured temperatures between of any probes and the measured temperature at the reference location which are observed at same time.
 3. Overall variation is the difference of maximum and minimum measured temperatures throughout observation time.
 4. The uncertainty of measurement is included temperature stability.
 5. The temperature uniformity, stability, overall variation and indicating temperature is applicable to all air or gas filled temperature controlled enclosures at atmospheric pressure.

End of Certificate

